
Name: Date:.....


Teaching notes

Instructions:

Print, cut out and laminate the secure safe, the thief and the pure gold coins.

Place the pure gold coins face down on the table. Work in pairs, children take turns to choose a coin and read it. If it's a real word, put it in the secure safe. If it's a nonsense word, give it to the thief.

Extension: Place all the real words in a pile face down. Set a timer, one child then takes each coin one at a time and reads it. How long does it take them to read all the words? The rest of the group then take their turn, one after another. Who was the fastest in the group? Then ask the children to have a go at beating their own time.





sure

insure

lured

pure

secure

cured

cure

mature

unsure

manure

lure

endure

impure

allure

purser

bure

ture

hure

dure

exture

kature

heture

jure

jured

vurer

dadure







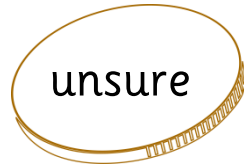

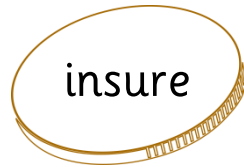













linure

esture

zured

klure

Colour the coins with real words green and the coins with nonsense words red.



Now write some of your own nonsense words in the thief's speech bubble and real words in the safe.

