





**Teaching notes**



Print, cut out and laminate the stars. Place the cards on the table. Children should take one card at a time and, using the magnifying glass, find the hidden igh word. Using the table provided children then colour the star and write the word in the table.



**Extension**



Lay the stars on the table. Working with a partner each child takes turns to roll the dice. They then find a star that matches their dice roll. If you can read the word, keep the star, if not put it back. The winner is the child who has the most stars at the end when all have been taken.















Use the magnifying glass to find and read the words on each star. Colour the star on your sheet to match and write the word.