

## Teaching notes

### Learning Objective:

---

- To blend together sounds to read 'ar' words.
- To write words containing the 'ar' sound.










### Instructions






---

- Ask children to look at and read the 'ar' sound in the planet.
- Ask them to now carefully look at the letters in the stars around the planet.
- Choose a star and draw a line from the star to the planet.
- Ask the children to read the word they have made by putting the 'ar' sound in the empty space?
- They should then write the word they have made in the blank label of rocket number 10.
- There are eleven words to make to complete the rocket count down.
- Once the last rocket has a word written in it, it will blast off to the 'ar' planet!
- For a final challenge, children can draw a line from each of the eight pictures to the correct word to show they can read the words they have written. The three words without pictures are tar, far and part.

Name: .....

Date:.....










.....

.....

.....

.....

.....



.....

.....

.....

.....

.....