

Name: .....

Date:.....

### Instructions

#### Learning objectives:

---

- To read and recognise the ue grapheme and /yoo/ phoneme.
- To write their own words containing the ue grapheme and /yoo/ phoneme.

#### You will need...



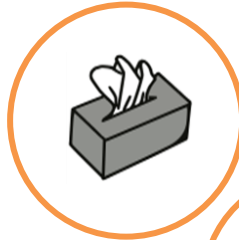

---

- Scissors
- Glue
- A pen or pencil

#### Getting started

---

- Let's go to the venue! Look at the pictures in the circles and then read the 'ue' words.
- Carefully draw a line to match the 'ue' word with the first picture on the path.
- Continue to match all of the pictures to the words.
- Oh dear! There aren't any pictures for the last two words.
- Read the words in the empty spaces and then draw the pictures in the empty circles.
- You have now completed the path and have reached the venue.



avenue	argue	cue	barbecue
rescue	statue	tissue	queue