

Name:

Date:.....

Instructions

Learning Objectives:

- To recognise the 'y' sound.
- To blend together sounds to read 'y' words.
- To write words containing the 'y' sound.

You will need....









- Scissors
- Glue
- A pencil
- A yellow colouring pencil or pen.

Getting started

- Look at the picture of the yucky yoghurt and read the 'y' sound.
- Look carefully at the ingredients and fill in the missing sound to make the 'y' word underneath the pictures.
- Read the 'y' words to a friend.
- Choose 4 of the ingredients to make your yucky yoghurt.
- Cut them out and stick them inside the yucky yoghurt.
- Colour in the yoghurt a yellow colour.



Pick your ingredients

			
.....ellow	yol	yaw	y y.....
			
..... am	yar.....	yach..... ak

Now write down your recipe for making yucky yoghurt.

.....

.....

.....

.....

.....

.....

.....

.....

.....

.....

.....