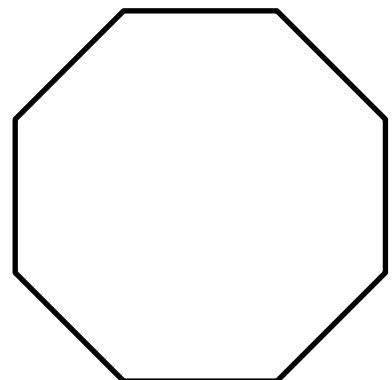
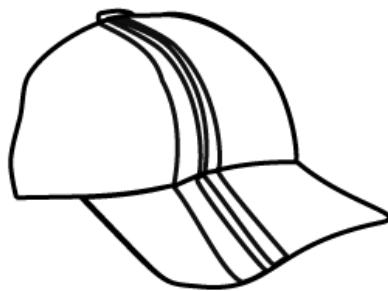


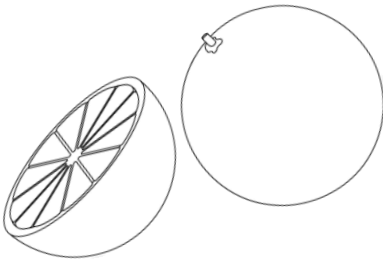




Name:

Date:


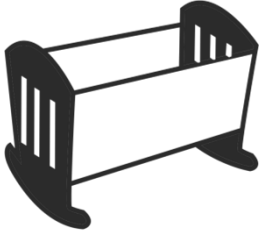

Colour the pictures of things beginning with 'O'






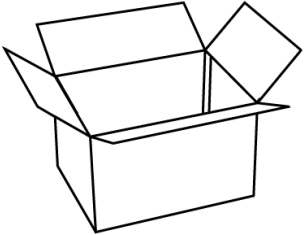

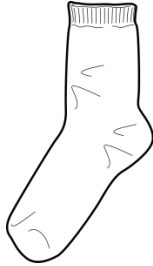
Name:

Date:

Complete the words underneath the pictures. An example is done for you.

		
d <u>o</u> g	<u> </u> <u>o</u> <u> </u>	<u> </u> <u>o</u> <u> </u>


		
<u> </u> <u>o</u> <u> </u>	<u> </u> <u>o</u> <u> </u>	<u> </u> <u>o</u> <u> </u>

		
<u> </u> <u>o</u> <u> </u>	<u> </u> <u>o</u> <u> </u>	<u> </u> <u>o</u> <u> </u>


Name:

Date:


Sound out the words and match them to the pictures.



cog



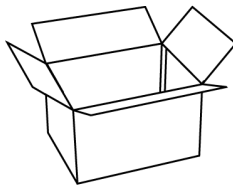
sock




dog



pot




top



box




cot



Name:

Date:.....





Colour all the letter 'o's in the jar orange.



Name:

Date:

Match the rhyming words and make the pairs the same colour.



Name:

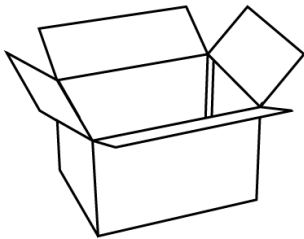
Date:.....

Add the middle 'o' to the words and match them to the pictures.





d _ g

f _ x



c _ t

t _ p



p _ t

b _ x

