

Name:

Date:.....

Trace and write the letter m



m

m

m

m

m

m

m

m

m

m

m

m

Name: Date:.....

Point to each letter as you make the sound then blend and read the words.

Make some real or nonsense words of your own by using the letters at the bottom of the page.

mat

• • •

man

• • •

Sam

• • •

Tim

• • •

map

• • •

Pam

• • •

m	a	t
n	s	f
p	c	i

Name:


Date:

Find the **m** words and colour them orange.

One is done for you.



T	i	m	o	s	i	c	m	a	n
a	t	c	r	t	k	o	s	t	i
c	p	r	P	a	m	k	r	k	p
m	a	p	o	k	t	i	k	s	r
t	o	S	a	m	c	m	a	t	o







Name:

Date:

Read and complete the sentences.

Sound out your words before you write them.

	Tim sat on the		
	Sam saw a		
	Pam looked at the		
	Sam and		



man



Pam



map



mat




Sam

Name:

Date:.....

Colour each letter **m** in green.



Name:

Date:.....

Sound out the words and draw a picture for each 'm' word.

map

mat

man

Pam

Tim

Sam and Tim


Name: Date:

Sound out and write the letters to make the words. Make sure they are in the correct order.

msa



pam



amp



Name:

Date:

Sound out the words. Cut and match to the pictures.

Did you spot the word that does not have the 'm' sound?

map




man



cap



Sam



Pam



Name: Date:.....

Listen to the initial sound of these words. Tick the words that begin with m ✓



monkey




sock



melon



milk




pig



mango



nut



mop