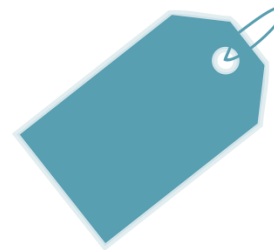





Name:

Date:.....

Activity 1

Sound and spell the words. Look for the 'g' sounds at the beginning or end.



Name:

Date:.....

Activity 2

Cut and stick / or write the letters underneath the words. Make sure you sound out each letter and blend the words.

t	a	g

b	a	g

p	i	g

d	i	g

g	g	g
---	---	---

g	p	t
---	---	---

d	b	i
---	---	---

i	a	a
---	---	---

Name:

Date:.....

Activity 3

Cut and stick the letters underneath the words. Make sure you sound out each letter and blend the words.

g	o

p	e	g

d	o	g

g	u	m

g	g
---	---

g	g	m
---	---	---

p	d	e
---	---	---

u	o	o
---	---	---

Name:

Date:.....

Activity 3

Search for the words that **start** or **end** with 'g'. Colour the words you find in green.

t	a	g	o	s	g	u	m	o	n
r	t	p	e	g	k	o	d	i	g
e	p	r	d	o	g	k	r	t	p
s	u	t	o	k	b	a	g	s	r
p	i	g	a	m	c	n	a	g	o

t a g

p i g

p e g

g u m

b a g

d i g

d o g



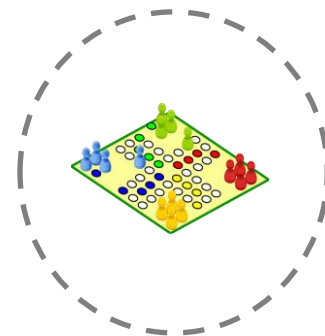

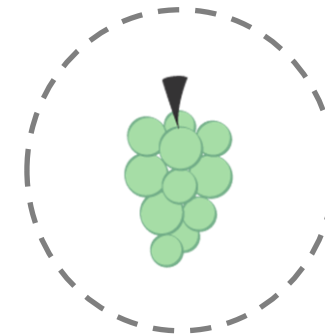

g o

Name:

Date:.....

Activity 4

Cut and stick the pictures that begin with 'g' onto the flower. One is done for you.



Name:

Date:.....

Activity 5

Find the rhyming pairs of pigs and draw a line. Colour the rhyming pairs the same.

