
Name: Date:.....

Teaching notes


- Cut out the large flashcards.
- Share the cards with the pupils, encouraging them to talk about the pictures and the meanings of the words.
- Pupils can listen for the 'd' sound in words and locate it at the beginning or end.
- Give each pupil a copy of board A.
- Ask them to match their pictures with your flashcards as you hold them up. Encourage them to sound out and blend to read the words.
- Pupils can then cut out the cards from board A and use baseboards 1, 2 and 3 to play lotto or to cut and stick the matching pictures onto

D d


dog



sad




din



dad



dip



dig



and


Board A

Dd


dog



sad



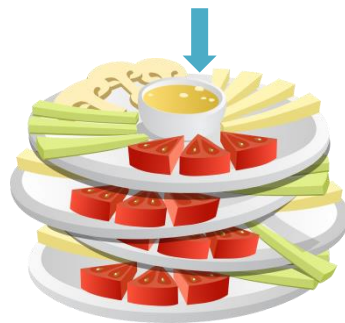
din



dad



dip



dig



and

Baseboard 1

Dd

dog

sad

din

dad

dip

dig

and

Baseboard 2

Dd

dip

dig

dad

din

dog

sad

and

Baseboard 3

Dd

din

dad

dog

sad

dig

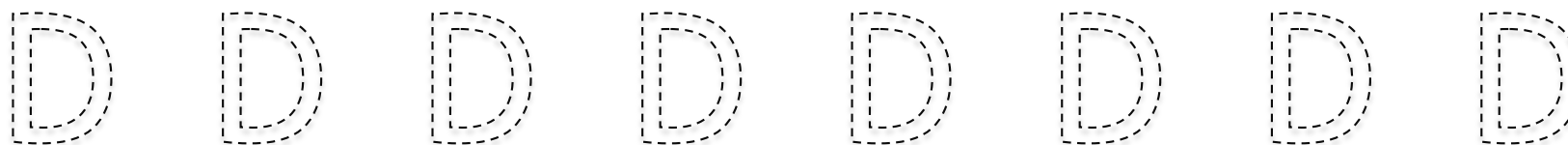
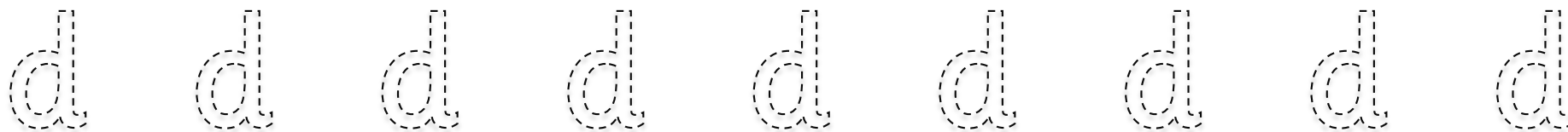
dip

and

Name:

Date:.....








Practise forming the capital and lower-case letter d.



Name:

Date:.....


Sound out each word and draw a line to match the rhyming words



Name:

Date:.....

Sound out and match the words to the pictures. Which word does not contain the letter 'd'?



bag	dip	sad	dig	dog	dad
-----	-----	-----	-----	-----	-----