








































| | | |
|---|--|---|
|  | |  |
|  | |  |
|  | |  |
|  | |  |
|  | |  |
|  | |  |

| | | |
|---|--|---|
|  | |  |
|  | |  |
|  | |  |
|  | |  |
|  | |  |
|  | |  |

| | | |
|---|---|--|
|  |  |  |
|  |  |  |
|  |  |  |
|  |  |  v |
|  |  |  |



Instructions

You will need:

- A set of laminated cards
 - A car park per player
 - A follow up worksheet in advance
1. Lay out the cards face down.
 2. Each player chooses a vehicle card, reads the word then parks it in the appropriate car parking space by matching it to a picture.
 3. Once the car park is full, children should write sentences on the follow-up worksheet.

Sentence writing

yum

yap

yell

yet

yes
