






Name:

Date:

Learning objective: To be able to recognise the **ue** digraph and sound out its phoneme.
To be able to segment and blend **ue** words for reading and writing. To know what the given words mean.

Activity 1

1	lunch que_ _	
2	bl_ _ pen	
3	gl_ _ stick	
4	juicy bl_ _ berries	
5	soft tiss_ _ s	

1. I am first in the lunch que**ue**.

2.

3.

4.

5.

Name:

Date:

Learning objective: To be able to recognise the **ue** digraph and sound out its phoneme.
To be able to segment and blend **ue** words for reading and spelling. To know what the given words mean.

Activity 2


Clues	Words with 'ue'						
fall out	a	r	g				
sticky	g						
colour	b						
soft paper	t						
mean, unkind	c						
wait in line	q						
game: stand still	s						
not true, lie	u						

Name: Date:

Learning objective: To be able to recognise the **ue** digraph and sound out its phoneme.
To be able to segment and blend **ue** words for reading and spelling. To know what the given words mean.

Activity 3

Word	Meaning
valu <u>ue</u>	
rescu <u>e</u>	
aven <u>ue</u>	
continu <u>e</u>	
barbequ <u>e</u>	



Teacher's Notes:

Activity 1:

Aim: For children to use the pictures as a clue to the *ue* words and then write the *ue* digraph into the blanks. Put the given *ue* words into a sentence.

- Putting the words into sentences checks that children understand the definition of the given words. This could be done in pairs.

Activity 2:

Aim: For children to use the clues (word definitions) to work out the correct *ue* words.

Answers: argue, glue, blue, tissue, cruel, queue, statue, untrue.

- The difficulty of the task can be changed by adding/removing letters in the grids.

Activity 3:

Aim: For children to use a dictionary to find and understand the definitions of the *ue* words.

Alternatives:

- Definitions could be already completed so children can match the word to the definition.
- Whole class game – work in pairs to match the definitions to the words in a given time. Total the scores at the end.

Extension ideas:

- Look, Cover, Write, Check chosen *ue* words for spelling purposes
- Matching words to pictures – one group of pupils have words, one group have pictures. Allow two minutes for children to find each other.
- Sort *ue* words from *ew* words.