



Name: Date:.....

Teaching notes

Instructions:



Print and laminate the fish word cards. 'Hide' the fish cards by sticking them on the walls around the classroom.
Children then look around the room for the fish. Write the real words in the green fish tank, write the nonsense words in the red fish tank.



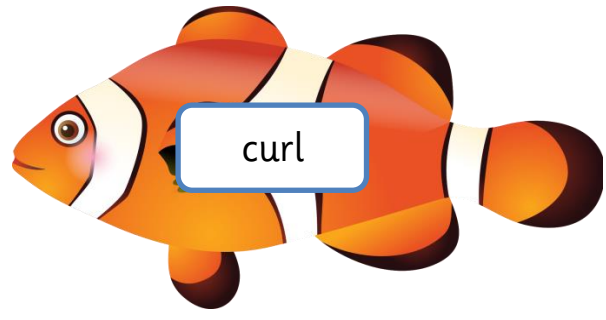





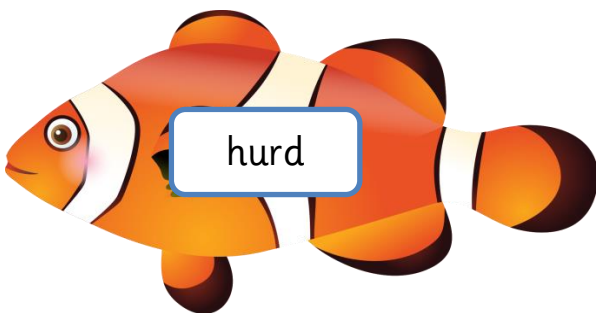
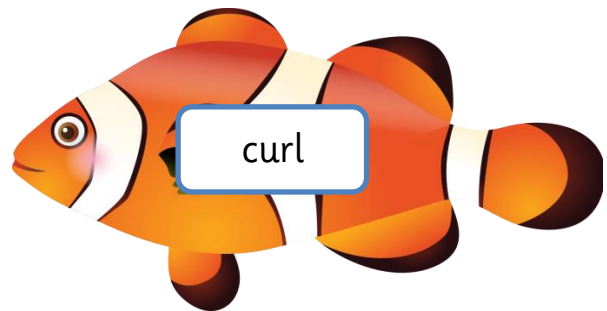



Write 2 silly sentences in the red tank. Write two normal sentences in the green tank.

Eg. The burger was surfing in the church!







Extension: Put paper clips on the fish and lay them face down on the table. Use a magnetic fishing rod to catch the fish and put them in the right bowl.

