





















Name:

Date:

Learning objective: To be able to recognise the **oe** digraph and sound out its phoneme.To be able to segment and blend **oe** words for reading and writing. To know what the given words mean.**Activity 1**

	toes		toes
	tomatoes		tomatoes
	heroes		heroes
	hoe		hoe
	potatoes		potatoes
	goes		goes
	tiptoe		tiptoe
	dominoes		dominoes
	mangoes		mangoes
	doe		doe

Name: Date:

Learning objective: To be able to recognise the **oe** digraph and sound out its phoneme.To be able to segment and blend **oe** words for reading and writing. To know what the given words mean.**Activity 2**

tomatoes	hoe	potatoes
dominoes	toes	heroes
volcanoes	goes	oboe

- I like mashed
- The super were very brave.
- The baby has ten little
- The were red and juicy.
- Joe** loves the game
- The was in the garden.

Teacher's Notes:**Activity 1:**

Aim: To be able to match, recognise, read and know the definitions of the given **oe** words through playing the teacher's chosen version of the game **SNAP!** Children play in pairs. Version of **SNAP** depends on ability of children.

- Version 1: Cut out the cards so both the picture and word remain. Each player has a set and takes turns in laying down one card at a time. When a player matches the same picture and word they call out 'SNAP' and then say the matched word out loud.
- Version 2: Cut out the cards so that each player has the pictures only. Pairs play SNAP by matching each other's cards and saying the word out loud.
- Version 3: Cut out the cards so that each player has the words only. Pairs play SNAP by matching each other's cards and saying the matched word out loud.
- Version 4: Cut out the cards so that one player has the pictures and one player has the words. Pairs play SNAP by matching each other's cards and calling out the matched word.

Activity 2:

Aim: For children to read, write and understand the meaning of the given **oe** words

- Children read the words in the grid, choose the correct **oe** word to complete each sentence and check it makes sense.
- Children can use the remaining words to make their own sentences.
- Difficulty of task can be changed by
 - a. adding or removing words in the sentences
 - b. completing this activity as individuals, pairs or in a group
 - c. teacher support: reading the words and sentences out loud first.

Extension ideas:

- Look, Cover, Write, Check chosen **oe** words for spelling purposes