


Name:

Date:.....

Read the room

Find the **ou** words around the room and write them on each couch.



Write 3 sentences with the **ou** words.

1.
2.
3.

Look at each jumbled up sentence below, unjumble them and write them in the correct order.

I on fingers my count can .

.....

spider A up spout the climbed .

.....

brother shouts My loud very .

.....


Word search

Find and colour the six **ou** words.

w	e	r	j	n	b	v	a	o	u
l	c	l	o	u	d	m	b	p	r
f	b	c	x	s	d	g	o	o	n
o	m	n	b	f	g	i	u	u	d
u	g	r	o	u	m	l	t	n	b
n	v	o	u	t	f	e	w	d	q
d	h	y	u	i	l	p	e	m	p
a	e	r	o	u	s	n	o	u	t

Teaching notes

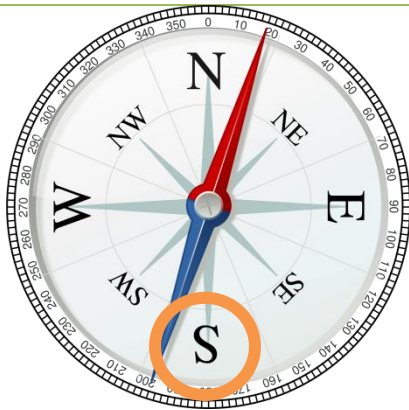
Cut out the **ou** word cards below and stick them around the classroom. Children then take a couch worksheet on a clipboard and search for the words around the room. When they find them they write them on a couch. The children can then write three sentences with the words. If some children need more support, they can unjumble the sentence and write in the box beside instead.




count



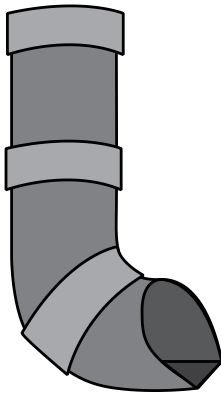
mouth



south



round



spout



shout