





Name: .....

Date: .....

Cut out the letters and stick them in the spaces below to make the **air** words

Write each word in a sentence below.

.....

.....

.....

.....

i	a	f	r	r	s	y
a	i	h	i	i	i	c
r	a	r	h	a	t	e



## Teaching notes

Print, cut out and laminate the word and picture cards. Working with a partner turn all the cards face down. Children take turns to choose two cards. If they get a matching pair (word and picture) they can keep them. Play until all pairs have been found. The winner has the most matching pairs.

Extension task: Start a three minute timer. One partner hides the word cards. They then show their partner a picture and they have to write the word on their mini whiteboard / paper. Then check the spelling with the word card. Children get one point if they spelled it correctly. Pairs swap roles and continue to take turns until the time ends. The child with the most points after three minutes is the winner.

hair

chair

fairy

fair

stair

pair

