

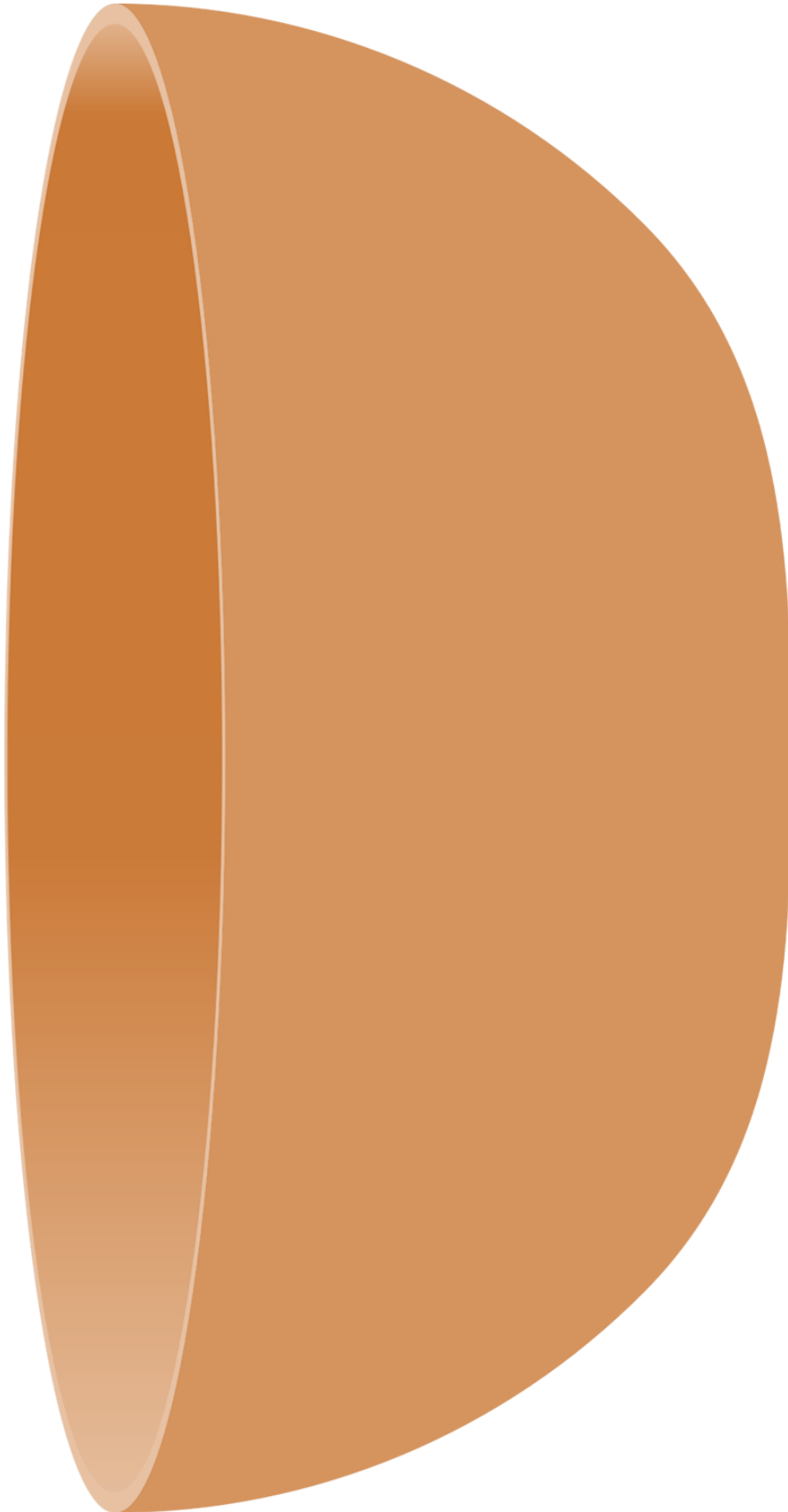
## Instructions




### You will need:



- Fruit words
- A fruit bowl
- A bin



Print the fruit word cards, the bowl and the bin onto card, cut out and laminate them. Children can work individually, in a pair or a group. Place all the fruit word cards face down. The first child chooses a card and reads the word. If it's a real word put it in the fruit bowl. If it's a fake word, put it in the bin. Continue the game with children taking turns until all the cards have been sorted.



















Name: .....

Date: .....

## Fake or real?

Read each of the words below and decide if the word is real or fake. Colour the real words green and the fake words red.

fork	gorm	stort
storm	story	north
morl	cord	korl
corn	thorn	sporj

Now use the real words to write some sentences.

Eg. I ate some corn with my fork while wearing cord trousers!

.....

.....

.....

.....