



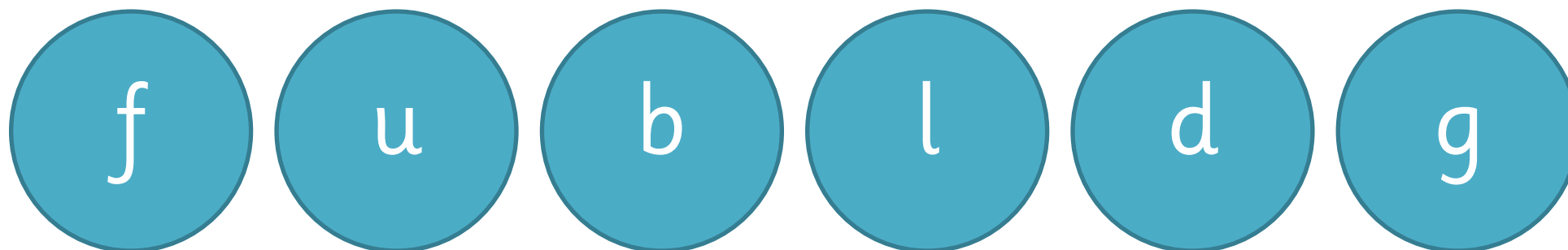

Name:

Date:.....





Name:

Date:.....




Name:

Date:.....



Name:

Date:.....



Ideas on how to use this resource

You may wish to laminate this resource or stick onto card in order to re-use it and prolong its life. Cut out the caterpillars and letters ready for the children.

Bingo:

Play letter Bingo with a small group of children. Say the letter sound and ask the children to match with the correct picture. Who can cover the pictures on their board correctly? Who can be the quickest?

I-Spy:

Play letter I-Spy, for example, 'I spy with my little eye something beginning with the sound *m*.' The children then need to match the sound to the corresponding picture. This game can be played in a small group, pairs or individually.

Play picture I-Spy by photocopying multiple copies of one of the sheets to give to each of the children in the group. You can then play I-Spy by identifying the objects on the butterfly and see which child can match the initial sound the quickest.

Activity table:

Set up as an independent task for children to match letter sounds to the pictures. Children can work on task individually, in pairs or as part of a small group. Put blu-tac on the back of the letters so that they stick to the pictures allowing you to assess the child's understanding.

One-to-one support:

Encourage children to say aloud the name of each picture and match up the correct initial letter sound and vice versa.