


n

i



s


a

t

p

n

i



s


a

t

p

n

i



s

a

t

p

n

i

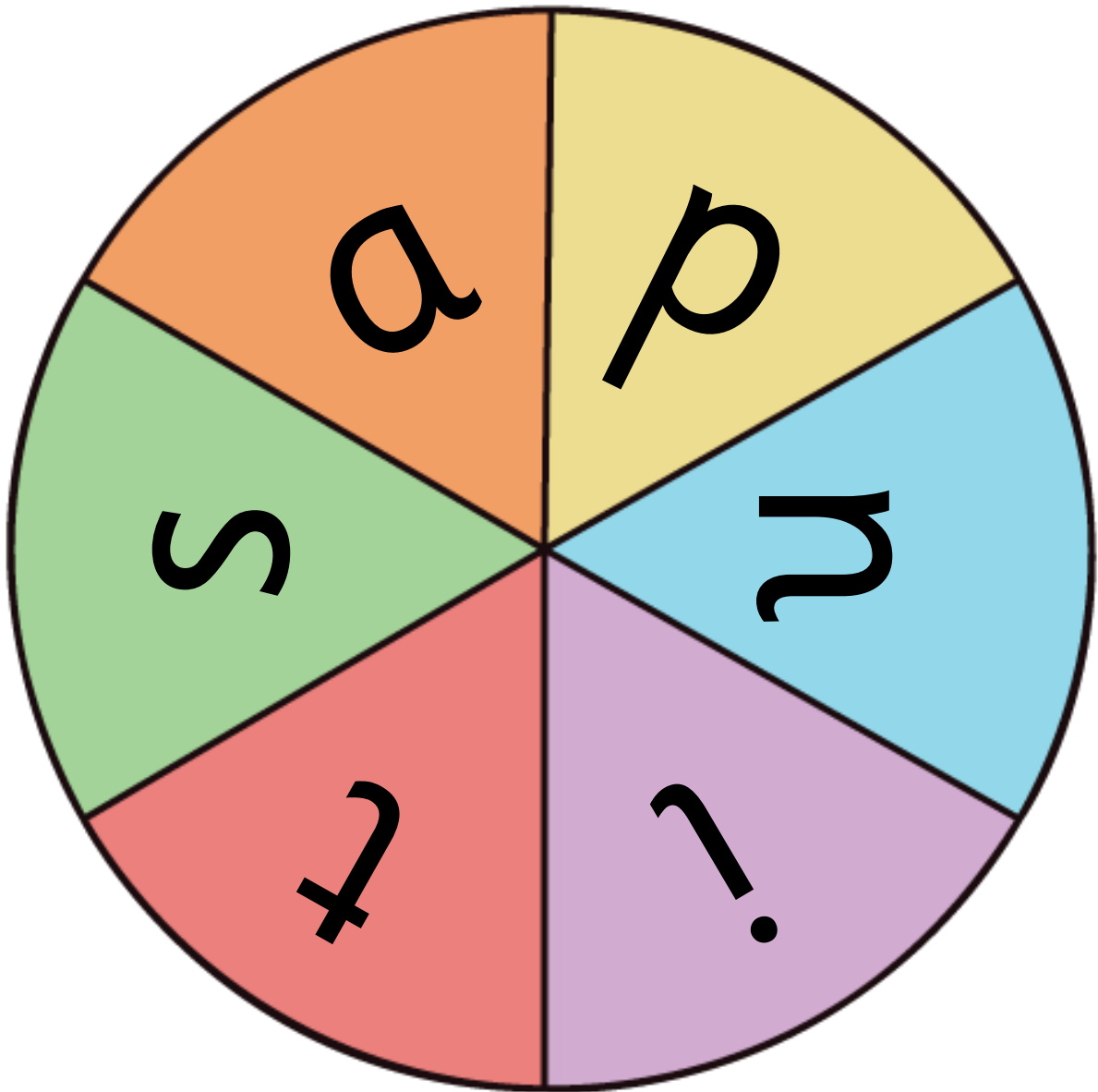


s

a

t

p



Instructions

- This game is for a group of up to four players.
- Cut out and laminate each ladybird.
- Cut out and laminate each of the letter spots.
- Make the spinner using a loose split pin.
- Give each child in the group a ladybird and a set of letter spots.
- The children take it in turns to spin the spinner.
- The child must choose a letter spot which matches the one on the spinner.
- The child then uses the letter spot to cover the picture that begins with that initial sound.
- Play then passes to the next player.
- If the spinner lands on a letter the child has already used, they must miss a turn.
- The winner is the first child to cover all their ladybird's spots.