





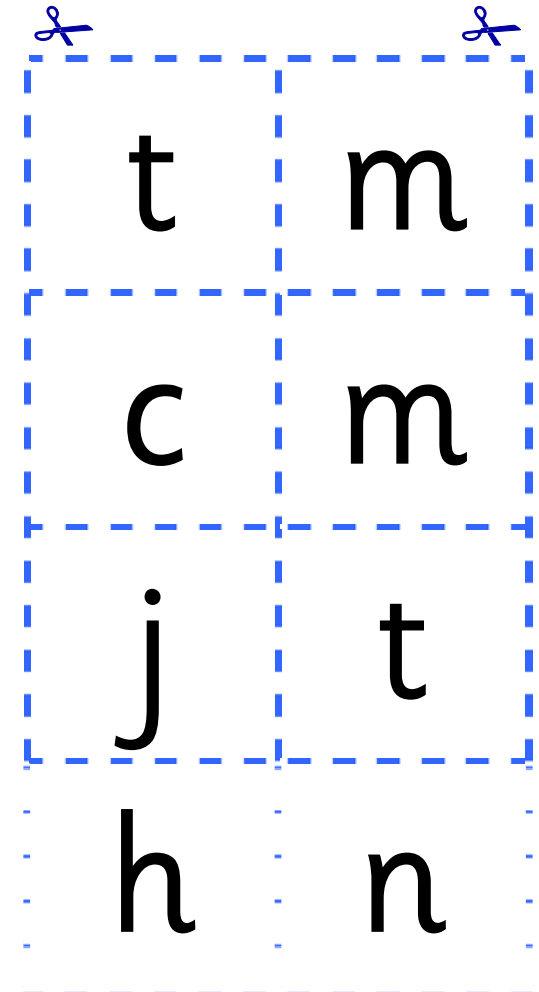
Name: .....

Date: .....

**'a' medial sound words**

Stick the letters on the grid to complete each word.

		a	
		a	
		a	
		a	







Name: .....

Date: .....

**'e' medial sound words**

Stick the letters on the grid to complete each word.

		e	
		e	
		e	
		e	

Scissors icon at top left and top right corners of the dashed box.

n	b
d	p
t	r
v	d

Name: .....

Date: .....

**'i' medial sound words**

Stick the letters on the grid to complete each word.

		i	
		i	
		i	
		i	





b	p
g	z
p	s
x	n

Name: .....

Date: .....

**'o' medial sound words**

Stick the letters on the grid to complete each word.

		o	
		o	
		o	
		o	

A dashed blue grid for cutting out letters. The letters are arranged in a 4x2 grid:

f	m
p	x
b	d
x	g





Scissors icons are shown at the top corners of the dashed grid.

Name: .....

Date: .....

**'u' medial sound words**

Stick the letters on the grid to complete each word.

		u	
		u	
		u	
		u	

